


The Adventures of Bella & Harry: Let's Visit Venice!

Written by: Lisa Manzione

Illustrations by: Kristine Lucco



The Adventures of Bella & Harry is a children's book series chronicling the escapades of a pup named Bella, her little brother Harry and their family, who travel the world exploring the sights and sounds of new, exciting cities.

The "Bella & Harry" series is an informative, interactive and exciting way to introduce children to travel, different countries, customs, history and landmarks with the educational value of the books cleverly disguised amidst dozens of illustrated pages.

Traveling the world with these two cute and cuddly sibling Chihuahuas will allow the young reader to gain an appreciation of the world and its cultural diversity.

Please see below for a listing of other titles in the series. For the latest information about reading levels, Lexile scores, title, format and language availability, as well as newly added titles and activities, please visit our website: www.BellaAndHarry.com

Let's Visit Paris!	Let's Visit Istanbul!	Let's Visit Rio de Janeiro!
Let's Visit Venice!	Let's Visit Jerusalem!	Christmas in New York City!
Let's Visit London!	Let's Visit Dublin!	Let's Visit Florence!
Let's Visit Cairo!	Let's Visit Maui!	Let's Visit Malta!
Let's Visit Athens!	Let's Visit Saint Petersburg!	Let's Visit Machu Picchu!
Let's Visit Barcelona!	Let's Visit Vancouver!	Let's Visit Prague!
Let's Visit Edinburgh!	Let's Visit Berlin!	Let's Visit Easter Island!
Let's Visit Rome!	Let's Visit Beijing!	Let's Visit Havana!

Activities:

1. **Comprehension:** Use the attached sheet to answer questions about the story.
2. **Vocabulary:** Use the attached sheet to match Italian phrases with the correct definition.
3. **Drawing:** Have your students draw three things they might have seen in Venice.
4. **Crossword Puzzle:** Use the attached crossword puzzle and fill in the blanks.
5. **Compare and Contrast:** Have students use the attached Venn Diagram to compare and contrast Venice with a city in the United States. If you have read more than one adventure, you may want to compare and contrast those two cities as well.
6. **Writing Assignment:** Have your students use the attached sheet to express what they have learned.

Extensions:

- Choose a landmark in Venice (or Italy) and research more about it.
- Use books and the internet to research Venice, Italy or Europe.
- Have students think of other places they would like to learn more about.
- Create a newspaper article about Venice.
- Look up and research other cities that begin with the letter "V" or countries that begin with "I".
- Have a cultural day and try a variety of Italian food.
- Have students create a journal pretending they are visiting Venice and have them document what they see and do.
- Look up and research different breeds of dogs.

Please direct any questions to Info@BellaAndHarry.com

Name: _____

Date: _____

Facts about Venice

Directions: Think about the story and then answer the following questions.

1. Italy is located on the continent of _____.
2. When you look at a map, what does Italy look like? _____.
3. If there are no cars in Venice, how do people get around? _____

4. What is a **gondola**? _____
5. What does the symbol of St. Mark, the patron saint of Venice, look like?

6. What 3 colors are in the Italian flag? _____
7. How long ago was the Rialto Bridge built? _____
8. What do many people wear during the “Carnevale di Venezia” carnival? _____

9. What is **gelato**? _____
10. What was something you learned from the book that you found interesting?

Name _____ Date _____

Venice Vocabulary Matching

Directions: Match the Italian words and phrases to the correct definition.

- | | |
|------------------------------|----------------------------|
| 1. ___Ciao! or Pronto! | A) Small dog |
| 2. ___Arrivederci | B) I love my family. |
| 3. ___Grazie | C) Dog |
| 4. ___Prego or Per favore | D) Do you speak Italian? |
| 5. ___Cane | E) Thank you |
| 6. ___Cane di Piccola Taglia | F) Good-bye |
| 7. ___Parli Italiano? | G) I do not speak Italian. |
| 8. ___Io non parlo Italiano. | H) Please |
| 9. ___Amo la mia famiglia. | I) Hello! |


Name _____

Date _____

Bella & Harry

Let's Visit Venice!


Directions: Draw and label three things you might see if you were in Venice.



Name _____ Date _____

The Adventures of Bella & Harry:

Let's Visit Venice!



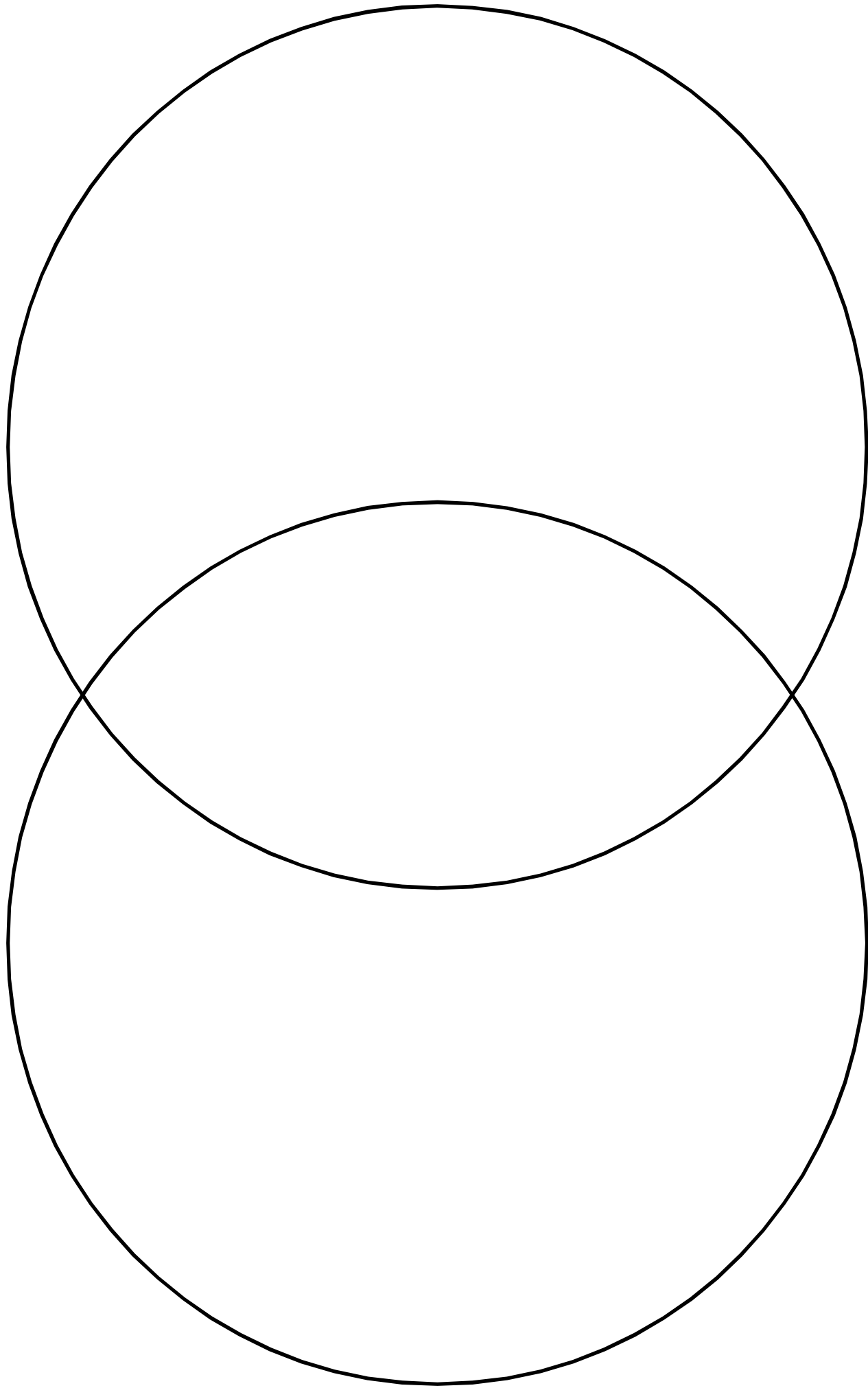
ACROSS

1. The continent Italy is located in.
3. Streets made of water.
6. The colors of the Italian flag are red, white, and _____.
9. An Italian food enjoyed by many people.

DOWN

2. On a map, Italy looks like a _____.
4. A gondola is a type of _____.
5. Piazza St. Marco is also known as St. Mark's _____.
7. Many people wear _____ during the carnival called Carnevale di Venezia.
8. The Italian word for ice cream.
10. Italian word for "thank you".

Venn Diagram



Name _____ Date _____

Summarize the Story

Directions: In your own words, summarize the story. Remember to include the important facts and information that you learned.



Name: _____

Date: _____

Facts about Venice **Answer Key**

Directions: Think back about the story and then answer the following questions.

1. Italy is located on the continent of Europe.
2. When you look at a map, what does Italy look like? A boot.
3. If there are no cars in Venice, how do people get around? They walk through the streets or ride in gondolas through the canals.
4. What is a **gondola**? A boat that transports you through Venice.
5. What does the symbol of St. Mark, the patron saint of Venice, look like? A lion with wings.
6. What 3 colors are in the Italian flag? Red, white, and green.
7. How long ago was the Rialto Bridge built? Over 400 years ago.
8. What do many people wear during the “Carnevale di Venezia” carnival? They wear masks.
9. What is **gelato**? The Italian word for ice cream.
10. What was something you learned from the book that you found interesting?

Name _____ Date _____

Answer Key

Venice Vocabulary Matching

Directions: Match the Italian words and phrases to the correct definition.

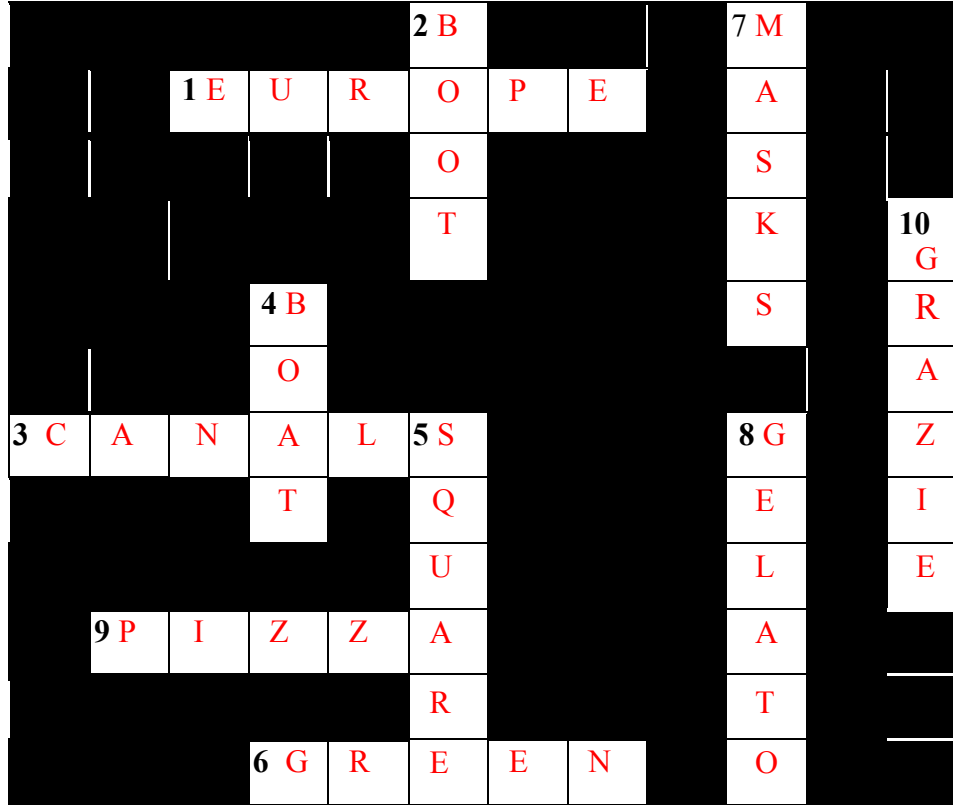
- | | |
|------------------------------------|----------------------------|
| 1. <u>I</u> Ciao! or Pronto! | A) Small dog |
| 2. <u>F</u> Arrivederci | B) I love my family. |
| 3. <u>E</u> Grazie | C) Dog |
| 4. <u>H</u> Prego or Per favore | D) Do you speak Italian? |
| 5. <u>C</u> Cane | E) Thank you |
| 6. <u>A</u> Cane di Piccola Taglia | F) Good-bye |
| 7. <u>D</u> Parli Italiano? | G) I do not speak Italian. |
| 8. <u>G</u> lo non parlo Italiano. | H) Please |
| 9. <u>B</u> Amo la mia famiglia. | I) Hello! |

Name _____ Date _____

The Adventures of Bella & Harry:

ANSWER KEY

Let's Visit Venice!



ACROSS

1. The continent Italy is located in.
3. Streets made of water.
6. The colors of the Italian flag are red, white, and _____.
9. An Italian food enjoyed by many people.

DOWN

2. On a map, Italy looks like a _____.
4. A gondola is a type of _____.
5. Piazza St. Marco is also known as St. Mark's _____.
7. Many people wear _____ during the carnival called Carnevale di Venezia.
8. The Italian word for ice cream.
10. Italian word for "thank you".